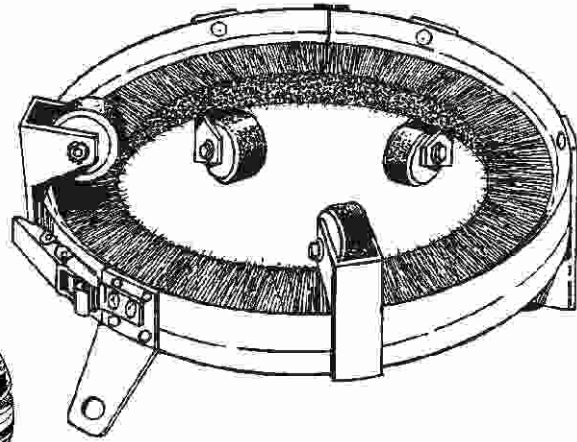


All brushes made from 100µm brass wire.

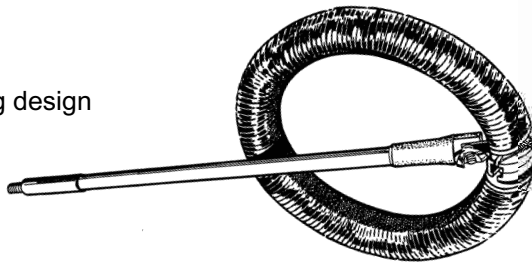
EXTERNAL ROLLING PIPELINE BRUSHES

- Sizes from 25mm (1") to 500mm (20")
- Roller wheel mounted
- Lightweight Rolls easily over joints
- Moves easily around bends
- Splits for easy fitting



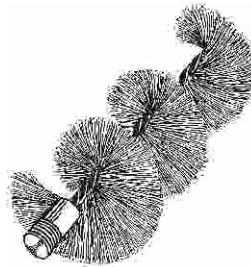
COILS

- Special No sag design

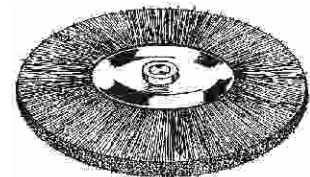


INTERNAL PIPELINE BRUSHES

- Sizes from 50mm (2") to 500mm (20")
- 2" to 4" are spiral wound;
- 6" to 20" are discs



Spiral wound



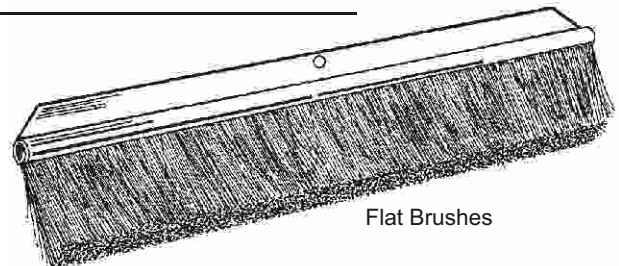
Disc

FLAT BRUSHES, FAN BRUSH, AND CONNECTORS

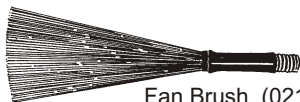
- Flat brush sizes from 50mm (2") to 600mm (24")



60mm Connector (0219)



Flat Brushes



Fan Brush (0211)



450mm Connector (0220)

Also Available:
Manufacture to
your requirement



Coil Joiner 450mm connector (0286)



Coil Joiner only (0222)